



# HMH

## Humidistat, 1 or 2 steps, for duct or wall mounting

HMH is a series of electromechanical humidistats for control of humidifying and/or dehumidifying in HVAC systems.

- One or two steps
- Change-over contact, 250 V AC 10 A
- Excellent accuracy and reliability

### Construction

The humidistat utilises human hair as its sensor medium. The hair stretches as the humidity increases and shrinks as the humidity decreases. These changes are then transmitted to a micro switch (or, optionally, to two switches).

The setpoint switch affects the position of the micro switches in relation to the hair element. The setpoint can be set at between 10 and 100% RH.

As the contacts are of the change-over type, the humidistat can control both humidification and dehumidification. This tried and tested construction, employing only a few movable parts, offers a high degree of reliability and accuracy.

### 2 step humidistat

This model has two micro switches. The step differential between them can be set by means of an adjustment screw.

As the contacts are of the change-over type, the humidistat can control both humidification and dehumidification.

### Mounting

HMH/HMH2 can be mounted in a ventilation duct or on a wall. The humidistat comes supplied with a flange which makes it suitable for both positions.

### Calibration

The humidistats are calibrated at the factory before delivery to the customer, but should be precision-

- For duct or wall mounting
- Protection class IP54

calibrated after installation to ensure optimal results. After this, annual checks and re-calibration are recommended.

### Maintenance

The hair element should be dusted off with a soft brush once a year. Do not rinse the hair element in water as this changes the calibration point.

For further information concerning maintenance, see instructions supplied on delivery.

### Typical applications

Can be used to control a humidifier or a dehumidifier or for on/off controlling of a fan. Can also be used to alarm when the humidity exceeds or falls below a pre-set level.

## Models

HMH	1 step, change-over contact
HMH2	2 step, change-over contacts

## Technical data

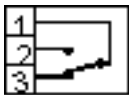
Relay contact data	10 A, 250 VAC resistive at 25°C ambient 8 A, 250 VAC resistive at 60°C ambient Not suitable for DC circuits
Material	Housing: Extruded aluminum (brown) Plastic components: Self-extinguishing Macrolon (white).
Ambient temperature	Sensor -20...70°C Housing -20...60°C
Mounting	Via universal bracket, for both wall or duct mounting
Cable gland	PG11
Weight	0.6 kg
Form of protection	IP54
<b>CE</b>	This product carries the CE mark. For more information, see <a href="http://www.regincontrols.com">www.regincontrols.com</a> .
Setpoint	10...100%RH
Hysteresis	3%RH at 45%RH
Step differential (HMH2)	0...25%RH at 45%RH

## Spare parts and accessories

1608	Hair element, length 182 mm
1609	Micro switch

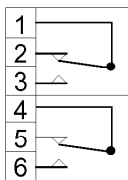
## Wiring and dimensions

### HMH

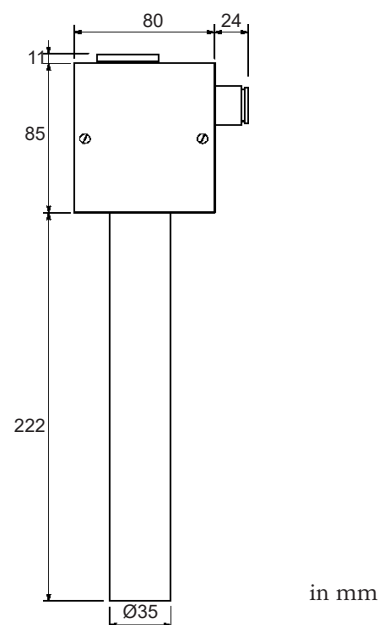


The contact between terminals 1 and 2 closes when the humidity exceeds the setpoint value.

### HMH2



On the HMH2, the contact between terminals 1 and 3 closes when the humidity exceeds the setpoint value. When humidity continues to rise and exceeds the setpoint value for step 2, the contact will close between terminals 4 and 6.



in mm